

Manual test stands SAUTER TVP · TVP-L



SAUTER TVP.



SAUTER TVP-L.

Manual test stands for compressive force measurements, also with digital length measurement

Features

- Provides quick and consistent testing
- **High level of security** with repeated measurements
- **Provides maximum versatility** and precise measuring results
- **Slide construction** for distance measurement
- **Large base plate** with high versatility of fastening objects
- Can be used for force gauges up to 500 N (not included)

Technical data

- Maximum height of working area: 315 mm
- Maximum stroke length: 78 mm
- Overall dimensions W×D×H 150×233×420 mm
- Net weight approx. 10,5 kg

TVP-L.:

- **Digital length meter**
 - Measuring range: 100 mm
 - Readout: 0,01 mm
 - Zero setting possible
 - Pre-length can be set manually

STANDARD





































TVP-L.

Model	Measuring range	
SAUTER	[Max] N	
TVP.	500	
TVP-L.	500	

Datasheet_TVP_V1

Pictograms

 Adjusting program (CAL): For quick setting of the instrument's accuracy. External adjusting weight required.	 Control outputs (optocoupler, digital I/O): to connect relays, signal lamps, valves, etc.	 ZERO: Resets the display to "0".
 Calibration block: standard for adjusting or correcting the measuring device.	 Analogue interface: to connect a suitable peripheral device for analogue processing of the measurements	 Battery operation: Ready for battery operation. The battery type is specified for each device.
 Peak hold function: capturing a peak value within a measuring process.	 Statistics: using the saved values, the device calculates statistical data, such as average value, standard deviation etc.	 Rechargeable battery pack: rechargeable set.
 Scan mode: continuous capture and display of measurements.	 PC Software: to transfer the measurement data from the device to a PC.	 Mains adapter: 230V/50Hz in standard version for EU. On request GB, AUS or USA version available.
 Push and Pull: the measuring device can capture tension and compression forces.	 Printer: a printer can be connected to the device to print out the measurement data.	 Power supply: Integrated, 230V/50Hz in EU. More standards e.g. GB, AUS or USA on request.
 Length measurement: captures the geometric dimensions of a test object or the movement during a test process.	 Network interface: For connecting the scale to an Ethernet network.	 Motorised drive: The mechanical movement is carried out by a electric motor.
 Focus function: increases the measuring accuracy of a device within a defined measuring range.	 KERN Communication Protocol (KCP): It is a standardized interface command set for KERN balances and other instruments, which allows retrieving and controlling all relevant parameters and functions of the device. KERN devices featuring KCP are thus easily integrated with computers, industrial controllers and other digital systems.	 Motorised drive: The mechanical movement is carried out by a synchronous motor (stepper).
 Internal memory: to save measurements in the device memory.		 Fast-Move: the total length of travel can be covered by a single lever movement.
 Data interface RS-232: bidirectional, for connection of printer and PC.	 GLP/ISO record keeping: of measurement data with date, time and serial number. Only with SAUTER printers	 DAkkS calibration possible: The time required for DAkkS calibration is shown in days in the pictogram.
 Data interface USB: To connect the measuring instrument to a printer, PC or other peripheral devices.	 Measuring units: Weighing units can be switched to e.g. non-metric at the touch of a key. Please refer to website for more details.	 Factory calibration: The time required for factory calibration is specified in the pictogram.
 WLAN data interface: To transfer data from the balance to a printer, PC or other peripherals.	 Measuring with tolerance range (limit-setting function): Upper and lower limiting can be programmed individually. The process is supported by an audible or visual signal, see the relevant model	 Package shipment: The time required for internal shipping preparations is shown in days in the pictogram.
 Data interface Infrared: To transfer data from the measuring instrument to a printer, PC or other peripheral devices.		 Pallet shipment: The time required for internal shipping preparations is shown in days in the pictogram.

Your KERN specialist dealer: