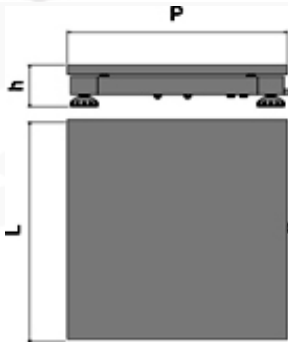



# TE SERIES SINGLE CELL IP67 STAINLESS STEEL PLATFORMS



Small and medium capacity electronic platforms, having a precise and sturdy structure, are particularly suitable for all types of industrial and commercial applications in which it's necessary to work in environments with strict hygiene requirements.

## MAIN FEATURES

- Functions with an approved "single point" **STAINLESS STEEL** load cell according to OIML R60 standards with protection against dust and moisture according to **IP67** standards.
- Structure with tubulars, mechanics, trinkets and satined steel loading surface in AISI304 stainless steel.
- Fitted with adjustable STAINLESS steel feet with plastic resting surface and level.
- Up to 15 Vdc power supply.
- Shielded 3m connection cable with connectors for connection to the indicator.

## OPTIONS ONLY AVAILABLE AT TIME OF ORDER

- Connection to the indicator and calibration with CE-M 3000e single range or 3000e+3000e dual range approval.
- High resolution models for internal factory use.

## OPTIONS FOR ATEX VERSION

- CCATEX: ATEX certificate for each load cell.
- DCATEXMECH: Declaration of conformity of the whole system composed of PLATFORM + JUNCTION BOX + LOAD CELLS (only if the platform is ordered without the weight indicator; otherwise, refer to the certifications available for the indicator to which it will be connected).

## ACCESSORIES

- Indicator support column
- Raising frames, carts, roller units with idle rollers
- Special sizes and capacities upon estimate

## Available versions

Code	Dimensions (LxPxH)	Max Capacity kg	Standard Division g	CE-M Division g (*)	CE-M2 Division g (*)	HR Division g (*)
TSNE3	230x330x90	3	0,5	1	--	0,2
TSNE6	230x330x90	6	1	2	1-2	0,5
TSNE15	230x330x90	15	2	5	2-5	1
TTNE6	330x330x90	6	1	2	1-2	0,5
TTNE15	330x330x90	15	2	5	2-5	1
TTNE30	330x330x90	30	5	10	5-10	2
TQNE15	400x400x140	15	2	5	--	1
TQNE30	400x400x140	30	5	10	5-10	2
TQNE60	400x400x140	60	10	20	10-20	5
TQNE150	400x400x140	150	20	50	20-50	10
TMNE30	400x500x140	30	5	10	5-10	2
TMNE60	400x500x140	60	10	20	10-20	5
TMNE150	400x500x140	150	20	50	20-50	10
TCNE30	500x500x140	30	5	10	--	2
TCNE60	500x500x140	60	10	20	10-20	5
TCNE150	500x500x140	150	20	05	20-50	10
TLNE60	500x600x150	60	10	20	10-20	5
TLNE150	500x600x150	150	20	50	20-50	10
TLNE300	500x600x150	300	50	100	50-100	20
TXNE60	600x600x150	60	10	20	10-20	5
TXNE150	600x600x150	150	20	50	20-50	10
TXNE300	600x600x150	300	50	100	50-100	20
TGNE150	700x700x165	150	20	50	--	10
TGNE300	700x700x165	300	50	100	50-100	20
TGNE600	700x700x165	600	100	200	100-200	50

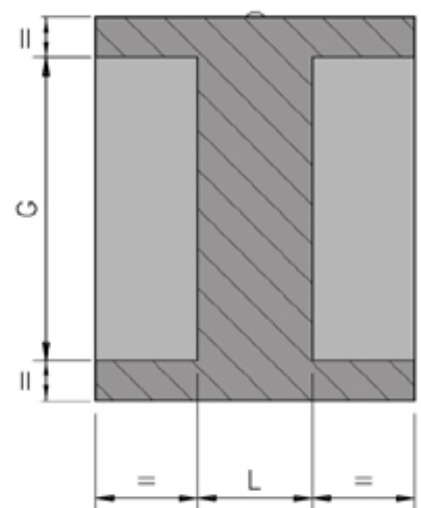
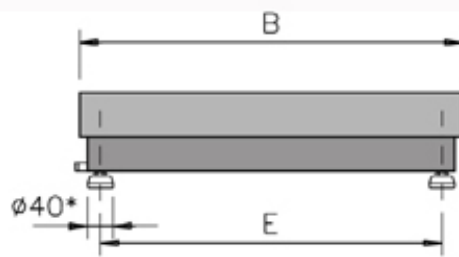
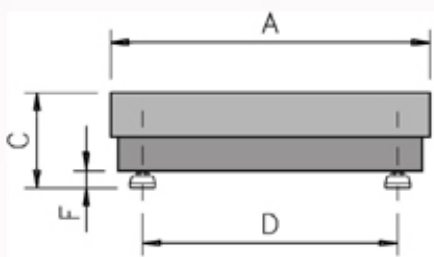
(\*) These divisions are obtainable only with the relative options.

Options only available at time of order

Code	Description
ECEM1A	CE-M 3000e approval for class III or IIII scales, with capacity from 1 to 30 kg.
ECEM2A	CE-M 2x3000e approval for class III or IIII scales, with capacity from 1 to 30 kg.
ECEM1B	CE-M 3000e approval for class III or IIII scales, with capacity from 31 to 1500 kg.
ECEM2B	CE-M 2x3000e approval for class III or IIII scales, with capacity from 31 to 1500 kg.
THR	High Resolution (HR) model.
CCATEX	ATEX certificate for each load cell for the following categories: II 1G EExia IIC T6 (Ta -20÷+40°C) TX (Ta -20÷+65°C) and II 1D tD A20 TX°C (Ta -20÷+40°C) TX°C (Ta -20÷+65°C). Complete with manual and ATEX CE CONFORMITY DECLARATIONS (available in EN, DE, FR and IT).
DCATEXMECH	Declaration of ATEX conformity of whole, Ex II 2GD X system with relative whole system label, for mechanical structure with ATEX load cells (each cell must be certified with CCATEX option). ATEX CONFORMITY DECLARATIONS will be supplied in English.

## Accessories

Code	Description
CSP38I	Stainless steel support column for the indicators of the DINI ARGEO and SCALE HOUSE range. Dimensions 520 x 527 mm, 1026 mm high, tubular $\varnothing = 38$ mm.
CSP38D	Stainless steel support column with painted steel base, for the indicators of the DINI ARGEO and SCALE HOUSE range. Dimensions 350x350 mm, height 750 mm.
TSNCI	Indicator support stand in stainless steel, h= 230 mm, for mounting attached to 230x330 mm platforms.
TTNCI	Indicator support stand in stainless steel, h= 360 mm, for mounting attached to 330x330 mm platforms.
TQNCI	Indicator support stand in stainless steel, h= 460 mm, for mounting attached to 400x400 mm platforms.
TMNCI	Indicator support stand in stainless steel, h= 460 mm, for mounting attached to 400x500 mm and 500x500 mm platforms.
TLNCI	Indicator support stand in stainless steel, h= 720 mm, for mounting attached to 500x600 mm and 600x600 mm platforms.
SGAQI	Stainless steel raising frame for 400x400mm platforms. Height from ground to platform top: 600 mm (without column)
SGAXI	Stainless steel raising frame for 600x600mm platforms. Height from ground to platform top: 600 mm (without column)
TB60I	Stainless steel cart with low supporting surface, for 400x400 mm and 400x500 mm platforms. Height of the loading surface: 260 mm.
TB60BI	Stainless steel cart with low supporting surface, for 500x500 mm platforms. Height of the loading surface: 260 mm.
TB300I	Stainless steel cart with low supporting surface, for 500x600 mm and 600x600 mm platforms. Height of the loading surface: 270 mm.
TA60I	Stainless steel cart with high supporting surface, for 400x400 mm and 400x500 mm platforms. Height of the loading surface: 640 mm.
TA300I	Stainless steel cart with high supporting surface, for 500x600 mm and 600x600 mm platforms. Height of the loading surface: 650 mm.
TPBEI	Stainless steel plate for scale or labeller support, for TA or TB carts.
RF50X65I	STAINLESS STEEL ROLLER UNIT with PVC $\varnothing 40$ idle rollers and 75 mm pitch, on stainless steel frame. Dimensions 500x650 mm.



Areas which may be perforated
  Areas which may not be perforated

MOD.	A	B	C	D	E	F	G	L
TSN**	230	330	90-105	150	280	25-40	--	--
TTN**	330	330	90-105	250	280	25-40	--	--
TQN	400	400	140-155	300	337	25-40	274	160
TMN	400	500	140-155	300	437	25-40	374	160
TCN	500	500	140-155	400	437	25-40	374	160
TLN	500	600	150-165	400	535	25-40	474	180
TXN	600	600	150-165	500	535	25-40	474	180

©2005 dinlargeo

TGN	700	700	165-180	600	635	25-40	574	260
-----	-----	-----	---------	-----	-----	-------	-----	-----

\*\* = Platforms which may not be perforated. **NOTE:** ALL THE MEASUREMENTS ARE IN MM AND MAY BE MODIFIED WITHOUT PRIOR NOTICE

---

Dini Argeo S.r.l.

Copyright - All Rights Reserved -  
Privacy Policy

[www.diniargo.com](http://www.diniargo.com)