
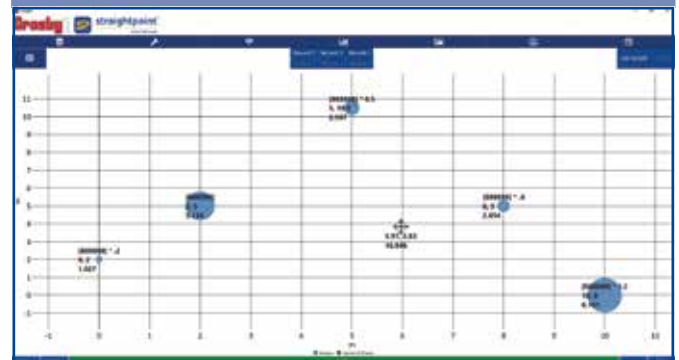


INSIGHT with SW-D

INSIGHT visualisation



INSIGHT centre of gravity



INSIGHT chart



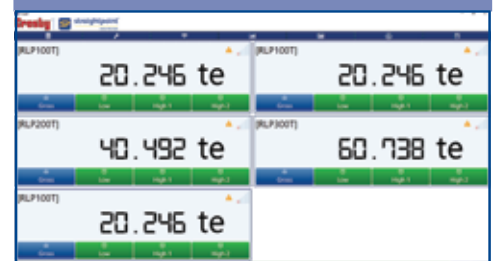
INSIGHT software, supplied with an SW-D USB wireless dongle, allows connection of up to 126 Straightpoint wireless load cells simultaneously onto any Windows tablet or laptop.

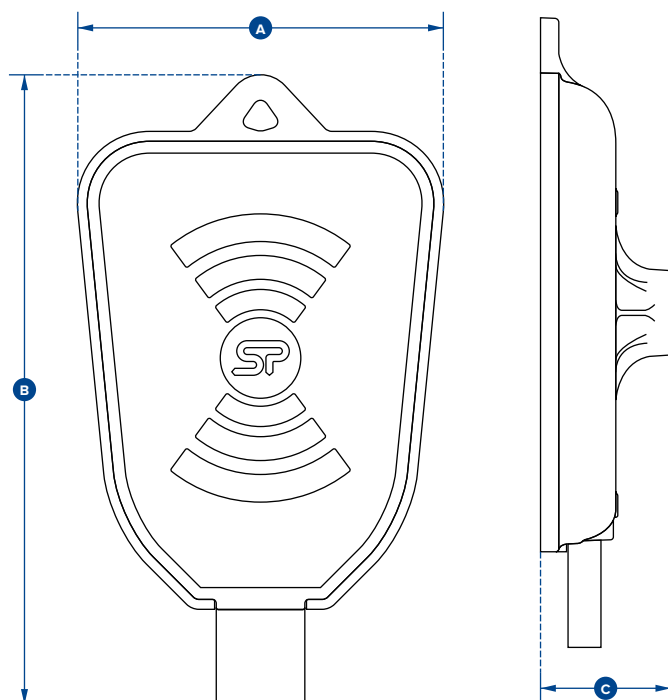
Insight has three main features:

- Multi-channel display and data logging mode – view and log load data from connected load cells plus totals loads live on screen and directly into a .csv file for later analysis at speeds of up to 200Hz.
- Visualisation mode – For complicated lifts import a photo of the lift and drag and drop load cell displays – make the screen look like the lift.
- Centre of gravity mode – Connect to SP's range of wireless compression load cells and use this feature to weigh and calculate the centre of gravity of large items and structures.



INSIGHT display





Features and benefits:

- Logging at timed intervals, manual or on overload/underload
- Visual and audible alarms indicate overload, underload, low battery and communications error
- 100% wireless, no easily damaged cables
- 700m or 2300ft range
- Three weighing's per C of G report with averages and statistical analysis to ISO19901
- Plot load cell positioning using measurements or GPS co-ordinates
- Extra fields for operator, client, wind speed and temperature available for reporting

Applications:

- Water weight Testing
- Overhead Weighing
- Bollard Pulling
- Tug Testing
- Entertainment rigging
- Heavy Lift
- Dynamic load monitoring
- Weighing large industrial items - absorbers, jackets, transformers, generators and modules
- Overhead Weighing

Part Numbers

SP

INSIGHT with SW-D

Crosby

2789318

USB Dongle	-20°C to +70°C
Operating Temp	-4°F to 158°F
Licence	Licence free
Frequency	2.4 GHz
Range	700 metres
	2300 feet
Load Cell Inputs	Up to 126
PC Requirements	Intel i3 processor with 2GB RAM
Operating System	Windows 7, 8 or 10